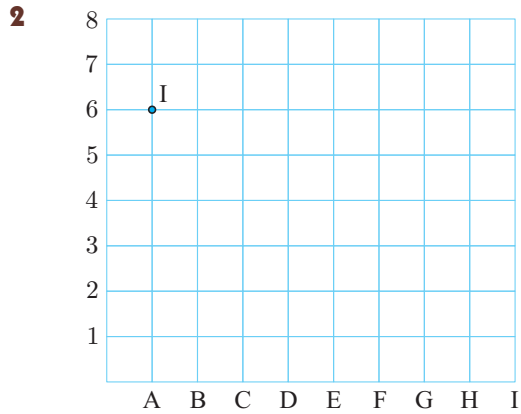


ERRATA

Mathematics for Australia 5

2014 First Edition

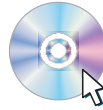
Page 272 EXERCISE 13C question 2, should have co-ordinate for point I match the diagram:



Carefully copy this grid and mark on the following points.

The first point has been marked for you.

**PRINTABLE
GRIDS**

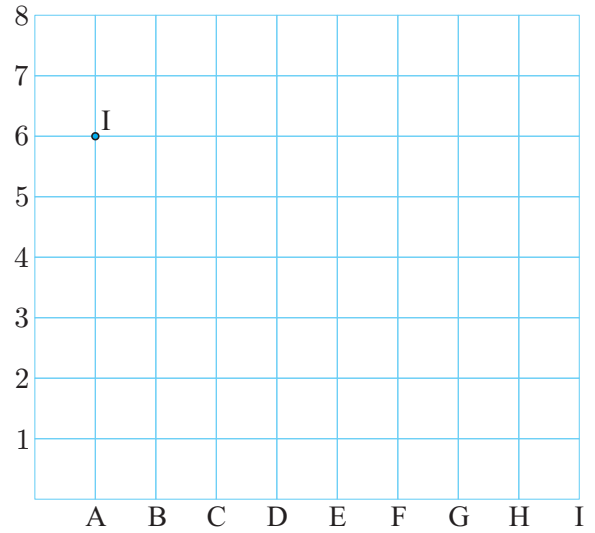


I	A6	J	B1	K	E4	L	C3
M	A2	N	E1	O	B4	P	C2
Q	B7	R	G6	S	H7	T	F5
U	H2	V	C5	W	H1	X	D5

A corrected printout page has been supplied in this file.

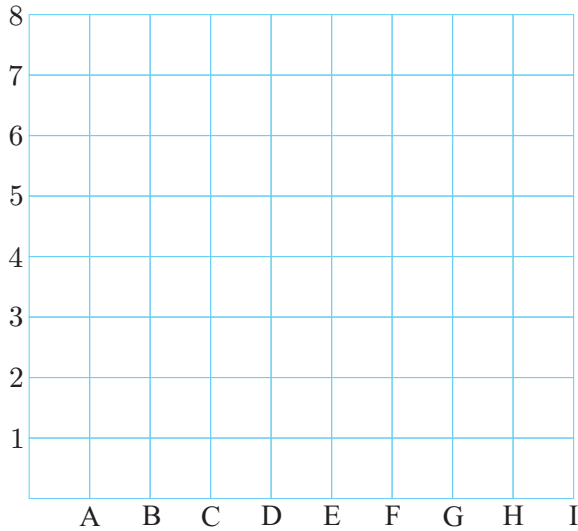
2 Mark the following points on the grid provided.
The first point has been marked for you.

- | | | | | | | | |
|---|----|---|----|---|----|---|----|
| I | A6 | J | B1 | K | E4 | L | C3 |
| M | A2 | N | E1 | O | B4 | P | C2 |
| Q | B7 | R | G6 | S | H7 | T | F5 |
| U | H2 | V | C5 | W | H1 | X | D5 |

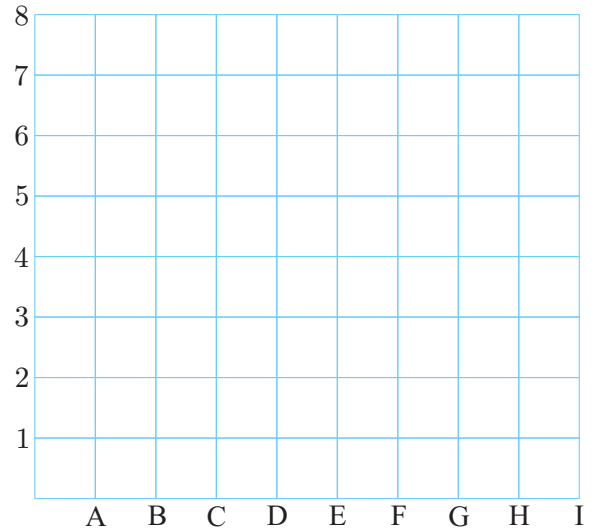


3 Plot each set of points below on the grids provided. Join the points in order to reveal the shape.

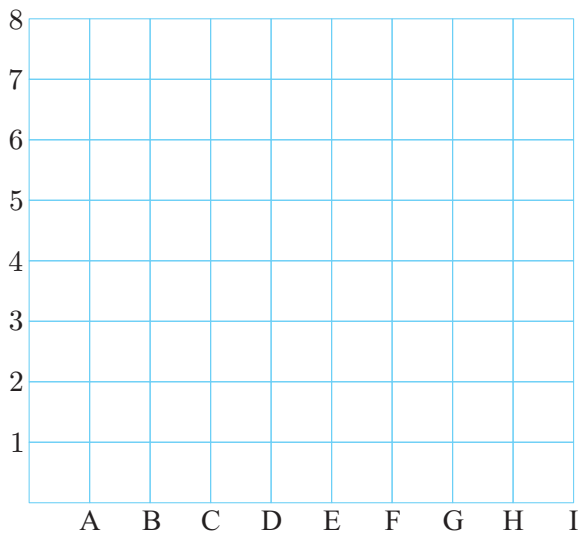
a A1, C1, C4, A4, A1



b B7, C5, D8, B7



c F8, I8, H5, E5, F8



d F4, H4, I3, G1, E3, F4

